

Fig. 3-46. Inlaid Linoleum Center Design. Draw full size.*

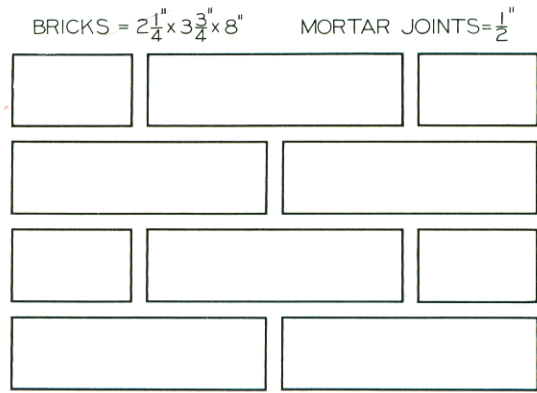


Fig. 3-47. Brick Wall. Draw half size.* (Small rectangles are ends of bricks.)

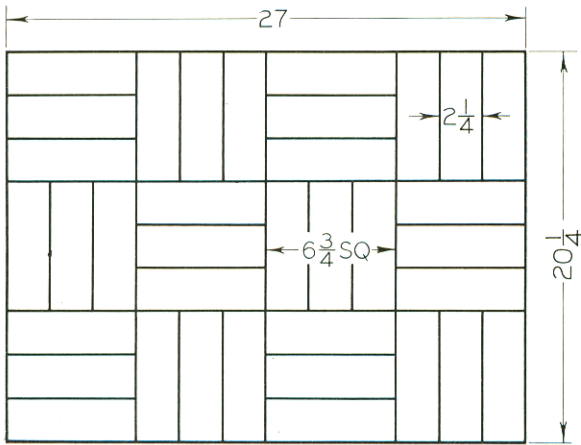


Fig. 3-48. Oak Floor Pattern. Draw quarter size.*

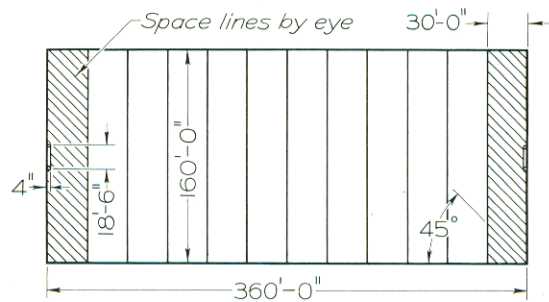


Fig. 3-49. Football Gridiron. Draw to scale 1" = 40'-0".* Use architects or engineers scale.

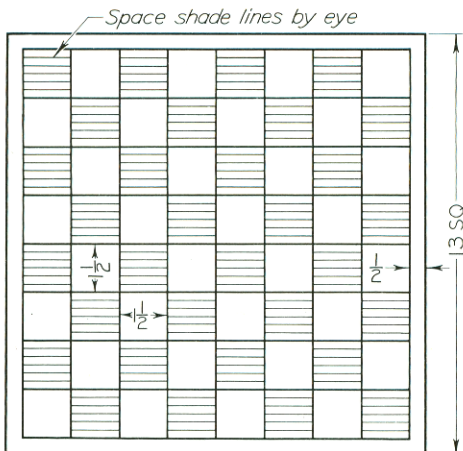


Fig. 3-50. Inlaid Wood Checker Board. Draw half size.*

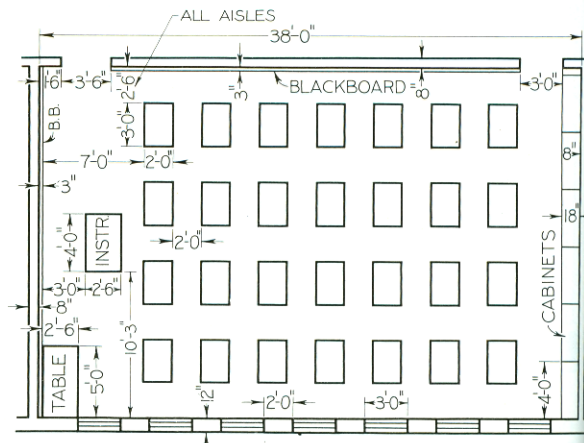


Fig. 3-51. Drafting Room Layout. Draw to scale 1/4" = 1'-0".*

* Use Layout A (Appendix, page 474).