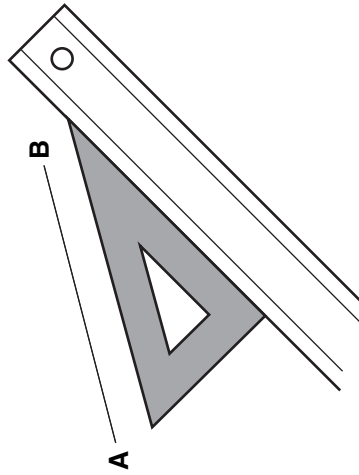
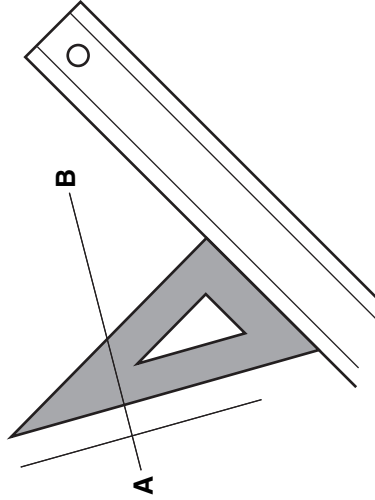


# Drawing a Perpendicular Line with a Triangle

1. With one side of the triangle against the T-square, align another side with the line.




2. Keeping the T-square in position, rotate the triangle so its side is perpendicular to the line.

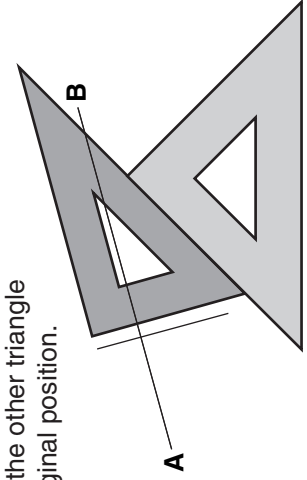


## Using a Triangle and T-Square

1. With the triangles side-to-side, align one side with the line.



2. Slide the triangle that had been aligned with the line, keeping the other triangle in its original position.



## Using Two Triangles